



Constant Contact Survey Results

Survey Name: technology and faith jan 2013

Response Status: Partial & Completed

Filter: None

1/17/2013 2:52 PM EST

Technology...				
Answer	0%	100%	Number of Response(s)	Response Ratio
is a wonderful thing!			25	26.0 %
makes our life better, but has limits.			65	67.7 %
is a necessary evil.			3	3.1 %
is nothing but trouble!			2	2.0 %
No Response(s)			1	1.0 %
Totals			96	100%

When you think of all the technology kids have access to today, compared to what you had as a child, your primary emotional response is:

Answer	0%	100%	Number of Response(s)	Response Ratio
envy			29	30.2 %
worry			57	59.3 %
fear			6	6.2 %
No Response(s)			4	4.1 %
Totals			96	100%

How many email accounts do you have?

Answer	0%	100%	Number of Response(s)	Response Ratio
1			26	27.0 %
2			40	41.6 %
3			22	22.9 %
4			7	7.2 %
No Response(s)			1	1.0 %
Totals			96	100%

Please indicate the order you do these things in a given day. (What comes first, second, third, etc.?)

1 = First, 2 = Second, 3 = Third, 4 = Fourth, 5 = Fifth, 6 = Six

Answer	1	2	3	4	5	6	Number of Response(s)	Rating Score*
Pray							89	3.5
Turn on your computer							89	3.9
Eat							93	2.7
Watch Television							83	4.8
Talk to another human being (face to face)							92	2.4
Check your phone for messages, texts, or tweets.							88	3.2

*The Rating Score is the weighted average calculated by dividing the sum of all weighted ratings by the number of total responses.

How many hours a day is a television on in your home (you don't have to be watching)?

Answer	0%	100%	Number of Response(s)	Response Ratio
less than 1			10	10.4 %
1-3			49	51.0 %
3-6			29	30.2 %
more than 6			7	7.2 %
No Response(s)			1	1.0 %
Totals			96	100%

How much money do you spend on your cell phone, internet, cable tv, and land line in a typical month?

85 Response(s)

Do you have a land-line in your home?

Answer	0%	100%	Number of Response(s)	Response Ratio
Yes			61	63.5 %
No			34	35.4 %
No Response(s)			1	1.0 %
Totals			96	100%

Please indicate which of the following places are appropriate to check your phone for messages.

Answer	0%	100%	Number of Response(s)	Response Ratio
the dinner table			5	6.8 %
at a friend's house			50	68.4 %
in the sanctuary			1	1.3 %
at work			65	89.0 %
during a movie or sporting event			31	42.4 %
Totals			73	100%







Do you feel it is appropriate for parents to give technology (iPads, phones, etc) to their kids during worship to keep them occupied?

Answer	0%	100%	Number of Response(s)	Response Ratio
Yes.			21	21.8 %
No.			73	76.0 %
No Response(s)			2	2.0 %
Totals			96	100%




Please indicate which of the following you have done during worship (remember God already knows, so it won't really matter if you tell us!):

Answer	0%	100%	Number of Response(s)	Response Ratio
texted			23	92.0 %
sent an email			7	28.0 %
browsed the web			8	32.0 %
played a video game			0	0.0 %
posted something on facebook or twitter			4	16.0 %
Totals			25	100%






If you could give up one piece of the technology, what would it be? Please take a moment to explain why.

Answer	0%	100%	Number of Response(s)	Response Ratio
cell phone			7	7.2 %
television			26	27.0 %
computer			4	4.1 %
voicemail			43	44.7 %
Other			8	8.3 %
No Response(s)			8	8.3 %
Totals			96	100%






Would Jesus own a smartphone?

Answer	0%	100%	Number of Response(s)	Response Ratio
Yes			49	51.0 %
No			40	41.6 %
No Response(s)			7	7.2 %
Totals			96	100%







The use of technology in worship is....

Answer	0%	100%	Number of Response(s)	Response Ratio
necessary to reach the next generation.			21	21.8 %
something we should resist to keep worship authentic.			26	27.0 %
Pandora's Box.			16	16.6 %
the logical next step in the evolution of worship.			30	31.2 %
No Response(s)			3	3.1 %
Totals			96	100%

When you imagine televisions screens being used in worship, how do you feel?

Answer	0%	100%	Number of Response(s)	Response Ratio
resigned			23	23.9 %
disgusted			32	33.3 %
overjoyed			5	5.2 %
indifferent			35	36.4 %
No Response(s)			1	1.0 %
Totals			96	100%

How are old are you? (Don't worry, we won't tell!)

Answer	0%	100%	Number of Response(s)	Response Ratio
Under 20			1	1.0 %
20-35			14	14.5 %
35-50			27	28.1 %
50-65			26	27.0 %
Over 65			27	28.1 %
No Response(s)			1	1.0 %
Totals			96	100%