



# Westminster Presbyterian Church

come encounter grow serve

1250 W Exchange • Akron, Ohio • westminsterakron.com • 330

## Constant Contact Survey Results

**Survey Name:** WPC Mission and Outreach Survey

**Response Status:** Partial & Completed

**Filter:** None

4/22/2013 11:57 AM EDT

Are you currently involved with a mission or outreach organization/event associated with the church? If yes, please list the organization(s)/event(s) and why you chose it.

Answer	0%	100%	Number of Response(s)	Response Ratio
Yes			45	57.6 %
No			28	35.8 %
No Response(s)			5	6.4 %
<b>Totals</b>			<b>78</b>	<b>100%</b>

Are you currently involved with a mission or outreach organization/event NOT associated with the church? If yes, please list the organization(s)/event(s) and why you chose it.

Answer	0%	100%	Number of Response(s)	Response Ratio
Yes			33	42.3 %
No			37	47.4 %
No Response(s)			8	10.2 %
<b>Totals</b>			<b>78</b>	<b>100%</b>

How often would you like to commit to participating in Mission/Outreach events?

Answer	0%	100%	Number of Response(s)	Response Ratio
Weekly			7	8.9 %
Monthly			30	38.4 %
Quarterly			19	24.3 %
Annually			11	14.1 %
No Response(s)			11	14.1 %
<b>Totals</b>			<b>78</b>	<b>100%</b>

Which current Mission/Outreach ministries of the church do you feel are the most important?




55 Response(s)

Which current Mission/Outreach ministries of the church do you feel are least important?

42 Response(s)

Please rank where you believe WPC's Mission and Outreach funds should be directed.










1 = Top priority

Answer	1	2	3	Number of Response(s)	Ranking Score*
Locally in Akron among our neighbors				69	1.1
In impoverished areas around our nation				69	2.2
Globally in foreign countries in need of aid				69	2.7

\*The Ranking Score is the weighted average calculated by dividing the sum of all weighted rankings by the number of total responses.





Please rank in order of importance the following general categories of mission/outreach work.

1 = most important








Answer	1	2	3	4	5	6	7	8	9	Number of Response(s)	Ranking Score*
helping the sick/ill/dying (medical care, hospice)										69	3.7
providing for basic physical needs (food/shelter/clothing) for the poor/less fortunate										69	1.9
aid for children / education										69	2.8
aid for the elderly										69	4.4
evangelism, spreading the gospel										69	6.2
the arts										69	8.1
disaster assistance										69	5.2
social justice (women's issues, prisoners, human rights, etc.)										69	5.6
environment										69	7.2

\*The Ranking Score is the weighted average calculated by dividing the sum of all weighted rankings by the number of total responses.




WPC should:

Answer	0%	100%	Number of Response(s)	Response Ratio
Focus on one driving theme in our Mission and Outreach objectives, maximizing our impact on the subject area most cherished by the consensus of our church members.			8	10.2 %
Spread our Mission and Outreach objectives across a broad spectrum of initiatives, so as to fill needs in many diverse areas.			18	23.0 %
Have a "main" focused mission objective, supplementing it with various other activities.			45	57.6 %
No Response(s)			7	8.9 %
<b>Totals</b>			<b>78</b>	<b>100%</b>

What percent of the total WPC budget should be allocated for Mission/Outreach?

Answer	0%	100%	Number of Response(s)	Response Ratio
1-5%			3	3.8 %
6-10%			10	12.8 %
11-15%			12	15.3 %
16-20%			23	29.4 %
21-30%			14	17.9 %
More than 30%			5	6.4 %
No Response(s)			11	14.1 %
<b>Totals</b>			<b>78</b>	<b>100%</b>

Do you think that beneficiary organizations of our Mission/Outreach programs need to be overtly Christian?

Answer	0%	100%	Number of Response(s)	Response Ratio
Yes			7	8.9 %
No			66	84.6 %
No Response(s)			5	6.4 %
<b>Totals</b>			<b>78</b>	<b>100%</b>

Please rank what our preferred approach to Outreach should be:

1 = Most preferred

Answer	1	2	3	Number of Response(s)	Ranking Score*
Collaborate with other churches on Mission and Outreach projects (Ecumenical)				67	1.8
Collaborate with non-church charitable organizations on Mission and Outreach projects				67	2.0
Run our own Mission and Outreach projects with our own name "brand" visibility				67	2.2

\*The Ranking Score is the weighted average calculated by dividing the sum of all weighted rankings by the number of total responses.

How would you like to be kept informed about WPC Mission and Outreach projects? Please choose your top 3.

Answer	0%	100%	Number of Response(s)	Response Ratio
Website			29	38.6 %
Email			52	69.3 %
Script (monthly newsletter)			48	64.0 %
Bulletin			31	41.3 %
Mission opportunity pamphlets			5	6.6 %
Fellowship Hour information tables			8	10.6 %
More frequent Minutes for Mission (in worship)			25	33.3 %
Mission project beneficiaries speak in church			21	28.0 %
Social Media (facebook, twitter, etc.)			8	10.6 %
<b>Totals</b>			<b>75</b>	<b>100%</b>

Would you be more inclined to personally go on a mission trip or to sponsor one?

Answer	0%	100%	Number of Response(s)	Response Ratio
If 'go', then what type of trip would you prefer? Regional or international? Please use space below to comment.			19	24.3 %
If 'sponsor', then who would you be more likely to support? Church members or other missionaries? Please use space below to comment.			37	47.4 %
No Response(s)			22	28.2 %
<b>Totals</b>			<b>78</b>	<b>100%</b>