

The Forgiving King

Lesson 22

Bible Story

Matthew 18:21-35

Teacher Challenge

What strength Jesus displayed when He offered Himself up as the sacrifice so that we could be forgiven of our sins! What strength it takes for you to forgive others for the wrong they have done to you!

- ➔ How do you feel when you think about the forgiveness God has shown to you?
- ➔ What helps you to forgive others?

As God's follower, you can ask Him to help you extend to others the same forgiveness God extends to you. Sometimes this requires repeatedly forgiving a person for deep or ongoing hurts. It's not always easy to forgive, but showing forgiveness allows you to continue to be healthy and to grow as a believer. As you teach children to say, "I'm sorry" and "I forgive you," you set the foundation for their future relationships and their spiritual and emotional health. Let the children see and hear you forgive mistakes and mishaps, and you can grow stronger together.

God's Word
"Be kind to everyone." 2 Timothy 2:24

God's Word and Me
I show God's love and kindness
when I forgive others.

Teacher's Planning

1. Choose which centers you will provide and the order in which children will participate in them. For tips on schedule planning, see page 9.
2. Plan who will lead each center, making sure to have one adult for approximately every six children. For staffing tips and ideas, see page 12.



Play to Learn

Lesson 22

Active Game Center: Share a Chair!

Collect

Bible, chairs, *Preschool Music #1* CD and player.

Prepare


Place chairs in a circle facing out, one chair for every two children.

Do

1. Children walk around the circle while you play “Kind to Everyone” (track 7 on CD).
2. After 10 to 20 seconds, stop the music. When the music stops, children sit on chairs—each chair being shared by two children.

Talk About

- ➔ **In our Bible story, a man borrowed a lot of money from a king. When the man could not pay it back, the king was kind and forgiving. Let’s play a game with chairs where we get to be kind to others.**
- ➔ **The king was kind. How has someone been kind to you at church today?**
- ➔ **The Bible says, “Be kind to everyone.” Pray briefly, Dear God, help us be kind.**
- ➔ **What should you do if a friend hits you? Instead of hitting back, you can tell that person “I don’t like it when you hit me. Please stop it.”**



For Younger Children

Young children may be hesitant to share a chair with someone. Provide enough chairs for each child and simply talk about being kind when we play games together.

For Older Children

Lead children to think of a solution for this problem. **We have only five chairs for this game, but there are ten children. What can we do?** Let volunteers tell suggestions. **That’s a good idea! We can share the chairs. Sharing is one way we can be kind to others.**

Play to Learn

Lesson 22

Art Center: Dough Money

Collect

Bible, play dough, paper plates, marker, craft sticks and/or toothpicks.

Do


1. Using approximately $\frac{1}{4}$ cup of dough, each child creates large flat coin shapes on paper plates. Write children's names on paper plates.
2. Children use craft sticks and/or toothpicks to etch designs in coins.

Talk About

- ➔ **In today's Bible story, a king forgave a man who owed him a lot of money. That meant the man didn't have to give the money back to the king. Let's make some large coins to remind us of our Bible story.**
- ➔ **Athena, what does it mean to forgive? If Mikey was unkind to you, what would you do to forgive him? You can be kind to Mikey. You might say, "It's OK, I forgive you."**
- ➔ **Forgiving others is one way to show God's love. Andrew, when is a time you showed God's love by forgiving someone?**
- ➔ **Briefly tell about a time someone forgave you. When we forgive others and they forgive us, we are showing God's love.**
- ➔ **The Bible says, "Be kind to everyone." Forgiving others is a way to be kind to them.**

God's Word
"Be kind to everyone." 2 Timothy 2:24

God's Word and Me
I show God's love and kindness
when I forgive others.



For Younger Children

Instead of making and etching coins, children simply play with the dough using dough tools (rolling pins, plastic knives, etc.) as you discuss the lesson focus.

For Older Children

Provide a variety of small objects that children can press into the dough to create designs on their coins: buttons, yarn, alphabet pasta, small stones, faux gems, etc.

Play to Learn

Lesson 22

Block Center: At the Races

Collect

Bible, blocks, toy cars.

Do


Children use blocks to create tracks on which to race toy cars. Children may also use blocks to build bridges and tunnels.

God's Word
"Be kind to everyone." 2 Timothy 2:24

God's Word and Me
I show God's love and kindness
when I forgive others.

Talk About

- ➔ **The Bible tells us, "Be kind to everyone." Let's be kind to others as we build racetracks for our cars.**
- ➔ **When we forgive our friends, we are being kind to them. Has anyone ever done an unkind thing to you?** Listen carefully to responses.
- ➔ **Emma, what if someone knocked over your blocks on purpose—how would you feel? You can say, "You knocked over my blocks, but I forgive you."**
- ➔ **To forgive means to be kind to someone who has been unkind. What could you say to show that you forgive someone?** ("I forgive you.")
- ➔ **We show God's love and kindness when we forgive others.** Pray briefly, **Dear God, help us to be kind and forgive others.**



For Younger Children

Children use construction paper for additional features. For instance, blue construction paper becomes a lake to build a bridge across. Provide a variety of paper colors to stimulate imaginations.

For Older Children

Children place a large piece of cardboard on a slant from a block wall to the floor. Then children race toy cars to see which goes down the ramp the fastest.

Play to Learn

Lesson 22

Science Center: Scoot a Coin!

Collect


Bible, coins; optional—magnifying glasses, paper, pencils.

Do

1. Place a number of coins in a row across the center of a table.
2. One at a time children push a coin from the side of the table towards the row of coins. Children first predict and then describe what happens to coins that are hit. Continue until all children have had a turn.
3. Optional: To extend the activity, provide magnifying glasses for children to explore coins. Children may also make coin rubbings using paper and pencils.

Talk About

- **The man in our Bible story owed the king a LOT of money. But the king forgave the man. That means the man didn't have to pay back any of the money. Let's conduct an experiment with coins.**
- **What do you think will happen when my coin hits another coin? Will the second coin stay in place, or will it move?** Let children predict, then demonstrate what happens. **The moving coin has energy that is transferred to the other coin which makes it move.**
- **The Bible says, "Be kind to everyone." We can show God's love and kindness when we forgive others. To forgive means to be kind to someone who has been unkind to you.**
- **God is kind to us. We can be kind to others. Pray briefly, Dear God, help us to be kind to everyone.**



For Younger Children

If children have difficulty pushing coins, place your finger on the coin, too, to assist and guide the direction of the coin.

For Older Children

Provide a variety of objects for children to experiment with (dominos, blocks, bottle lids, etc.).

Listen to Learn

Matthew 18:21-35

Lesson 22

Collect

Bible, Bible Story 35 pictures from *God's Story for Me Poster Pack #1*, *Preschool Music #1* CD and player.

Greet Each Other

To help children welcome each other, lead children in doing the motions and singing these words to the tune of "Where Is Thumbkin?"

Where is (Lisa)? Where is (Lisa)?

(Shade eyes with one hand and look around the circle.)

Here she is. Here she is. *(Point to Lisa.)*

We are glad to see you. *(Circle hands around eyes like glasses.)*

We are glad to see you.

Hello to you! Hello to you! *(Wave to Lisa.)*

Continue around the circle, singing song to welcome each child. (Optional: Say the words instead of singing them.)

God's Word
"Be kind to everyone." 2 Timothy 2:24

God's Word and Me
I show God's love and kindness
when I forgive others.

Tell the Story

Open your Bible to Matthew 18. Tell the story using the pictured motions (keywords in bold) or show Bible Story 35 pictures.

Listen to what Jesus said we should do when someone has been unkind to us.



Once there was a man who worked for a king. This man had asked the king for lots and lots of money and had promised that he would pay it all back. One day, the king told this man, "Pay back all the money you borrowed from me. And pay me right now!" But the man **didn't have** the money.



The king was angry. He called one of his helpers. The king told his helper, "Since this man cannot pay me, take everything he has, sell it and give that money to me!"

The man **fell** to his knees. "No! No!" the man cried. "I promise to pay you back!" The king felt sorry for this man. "I forgive you," said the king. "You do not have to pay back ANY of the money."



The man must have felt very happy that the king had been so kind. On the way home, the man saw a friend. The friend had borrowed just a LITTLE money from him. The man grabbed his friend and **shouted**, "Pay back the money you owe me! Pay it back right now." The friend got down on his knees. His friend begged, "Please wait for a little while. I promise to pay you back." But the man would NOT forgive his friend. The man had his friend put in jail.



The king heard that the man had been unkind to his friend. The king told the man to come to see him. The king said to the man, "You are a mean person. I forgave you for ALL the money you owed me. But you would not forgive your friend for just a small amount of money." The king was very angry. He **sent** the unkind man to jail.

After the story, Jesus said, "God is like the king. God forgave you a lot. So God wants you to ALWAYS forgive other people."

Talk About the Story

What did the king do to be kind? (He forgave the man who owed him money.) **We can show God's love and kindness when we forgive others. When is a time you could forgive someone?** (When someone won't wait for a turn. When someone takes a toy away. When someone says mean things.)

Sing to God

Let's sing a song about being kind! Lead children in singing "Kind to Everyone" (track 7 on CD). **This song tells us to be kind to everyone. I'm glad Jesus helps us be kind. Let's sing this song together again.**

Hear and Say God's Word

Holding your Bible open to 2 Timothy 2:24, say verse aloud. **This verse tells us to be kind to everyone. We can show God's love and kindness when we forgive others.** Lead children in repeating the verse a few times. Then ask children to name people they know or types of people (friends, family members, neighbors, police officers, teachers, etc.). Repeat the verse a few more times, replacing the word "everyone" with suggestions from the children.

Pray to God

Dear God, help us to remember to forgive people who are unkind to us. Help us to do kind things. In Jesus' name, amen.

Option: During prayer activity, share an age-appropriate example of a time you forgave someone who was unkind to you.

Praise to God

God is kind to us, and we can be kind, too. Let's play a game telling the names of people we can be kind to. Children line up and follow the first child in the line, walking around the classroom. Say verse aloud, replacing the words "everyone" with the name of the first child in the line. After his or her name is said, that child moves to the end of the line and the next child becomes the line leader. Repeat verse until every child has had a chance to be the line leader.

Talk to Learn

Lesson 22


Bible Story Activity Pages Center

Collect

A copy of Activity 35 from *The Big Book of Bible Story Activity Pages #1* for yourself and each child, crayons or markers, scissors; optional—small pieces of aluminum foil, glue.

Do

Lead children to complete pages following the instructions. (Optional: Children glue one or more pieces of aluminum foil to the king's throne.) Use the conversation suggestions as children complete their pages and retell the story.




Preschool Puzzle Center

Collect

Copies of Puzzles 43 and 44 (p. 93 and p. 95 from *The Big Book of Kindergarten Puzzles*) for each child; pencils, crayons or markers.

Do

Children complete the puzzles and color pages. Use the conversation suggestions on the pages.



Read-Aloud Story Center

Collect

A copy of Story Picture 22 from *The Big Book of Read-Aloud Stories #1* for yourself and each child, crayons or markers.

Do

Read the story and distribute pictures. Use the conversation suggestions as children complete their pages.

