

# Elijah Challenges the Prophets of Baal

1 Kings 18:16-40



## Worship Theme:




God is the one true God.

## Weaving Faith Into Life:







Children will focus on God's presence in their lives through worship.

Session Sequence	What Children Will Do	Supplies
<b>1</b> Let's Praise God! (up to 25 minutes)	<b>Sing</b> <ul style="list-style-type: none"> <li>• "My God Is" (track 4)</li> <li>• "Sing Unto the Lord" (track 9)</li> <li>• "He's the King" (track 2)</li> <li>• "Let Your Light Shine" (Matthew 5:16) (track 6)</li> <li>• "The One and Only Lord" (Mark 12:29) (track 14)</li> <li>• "How Wide?" (Ephesians 3:18) (track 12)</li> </ul>	<b>KidsOwn Worship Kit:</b> Songs From FaithWeaver   <b>Classroom Supplies:</b> CD player; old pennies; ¼ cup each ammonia, white vinegar, and water; 3 clear containers with lids; ball

## Preschool

Session Sequence	What Children Will Do	Supplies
<b>2</b> Let's Learn the Point! (up to 25 minutes)	<b>Real or Not?</b> Explore real and artificial items.	<b>Classroom Supplies:</b> Silk flower, silk plant, artificial fruit, real flower, real plant, fruit for snacks, 5 brown bags
	<b>Elijah's Effort</b> Hear the story in rhyme.	
	<b>* A Heart for God</b> Make a handprint, and learn a poem.	<b>Classroom Supplies:</b> Construction paper, marker, scissors, washable paint, wide paintbrush, wet wipes, glue

Session Sequence	What Children Will Do	Supplies
<b>2</b> Let's Learn the Point! (up to 25 minutes)	<b>* "The God-Tiques Roadshow"</b> Watch a clip about "appraising" gods.	<b>KidsOwn Worship Kit:</b> <i>KidsOwn Worship DVD:</i> "The God-Tiques Roadshow" (7) 
	<b>* True Altar, False God</b> Explore the Bible story with a paper-sculpting activity.	<b>KidsOwn Worship Kit:</b> Scratch Art Paper 
	<b>No Distractions</b> Think about how things can distract us from the one true God.	<b>Classroom Supplies:</b> Newspaper ads, catalogs

Session Sequence	What Children Will Do	Supplies
<b>3</b> Let's Pray! (up to 10 minutes)	<b>The Offering</b> Offer their gifts to God.	<b>KidsOwn Worship Kit:</b> <i>Songs From FaithWeaver:</i> "Praise Him" (track 5) 
	<b>Who Is Our God?</b> Brainstorm names for God, and cheer.	<b>Classroom Supplies:</b> Offering bowls, one dollar, CD player
	<b>He Cares</b> Sing a song, and pray together.	<b>KidsOwn Worship Kit:</b> <i>Songs From FaithWeaver:</i> "He Cares for You" (1 Peter 5:7) (track 20) 
		<b>Classroom Supplies:</b> CD player

\* Starred activities can be used successfully with preschool and elementary children together.

Customize your session to fit your needs. You can separate preschoolers and elementary children for Let's Learn the Point!

Or, if you keep the children all together for the entire worship session, we suggest you choose from the starred activities.

# *Elijah Challenges the Prophets of Baal*

*1 Kings 18:16-40*

During the time Elijah was staying in Zarephath, Ahab, the king of Israel, was apparently looking for him. Jezebel, Ahab's wife, had been killing prophets who followed God, and we can assume Ahab and Jezebel wanted to do the same to Elijah. A man named Obadiah was in charge of Ahab's palace. Obadiah was a devout follower of God and had hidden some prophets of God from Jezebel to keep them safe.

God instructed Elijah to present himself to Ahab. The drought had grown so severe that Ahab had sent Obadiah to find grass to keep the horses alive; Ahab didn't want to risk a decrease in his military strength. During his search, Obadiah encountered Elijah, who was headed for his meeting with Ahab. The exchange between Obadiah and Elijah is interesting. Elijah wanted Obadiah to tell Ahab that he was coming. Obadiah was afraid to make that announcement for fear that Ahab would think he was in alliance with Elijah and would kill him, especially if Elijah didn't show up as he said he would. But Elijah promised to keep his word, and Obadiah announced the impending visit to Ahab.

It's apparent from Ahab's first words to Elijah that Ahab blamed Elijah for the drought. The crime Ahab accused Elijah of—being a “troubler of Israel”—was punishable by death (see Joshua 7:25). However, instead of ordering Elijah's execution, Ahab listened to Elijah and did what Elijah said because he was hoping Elijah would be able to end the drought.

Elijah's challenge was intended to publicly prove that the God of Israel is the one true God so that the people would turn from their worship of Baal and once again worship God. Elijah wanted to ensure that there could be no doubt of the contest's fairness, so he asked that all 850 prophets of Baal and Asherah be present to plead with their god. Before Elijah's demonstration of God's power, the people refused to commit themselves to either God or Baal (1 Kings 18:21).

Elijah stated that he was the only remaining prophet of God, but we know that Obadiah had hidden at least

100 others. Elijah may have meant that he was the only prophet left who was willing to publicly stand up for God. After quite some time had passed without a response from Baal, Elijah began taunting the false prophets, revealing his knowledge of existing myths about Baal. Their response to Elijah's taunts was to cut themselves, a common practice in the pagan worship of those days. People believed that injuring themselves would convince their gods that they were sincere and deserved a response.

When it was his turn, Elijah once again wanted to ensure that the contest couldn't possibly be seen as slanted in God's favor. That's why he had the altar and sacrifice drenched with water. Baal was thought to be the god of water and fire; Elijah wanted to show that the God of Israel is the one true God. When God responded as Elijah knew he would, the people made the right choice. With the people on his side, Elijah took advantage of the moment and got rid of the false prophets, and Ahab didn't stop him. God proved his power and then released the rain to end the drought in Israel.

## ***Devotion for Leaders***

Jesus honors those who follow him. Having a relationship with Jesus always requires sacrifice but always brings peace and assurance.

**Weaving Faith Into Your Life:** This passage makes clear that the culture of the time led many people away from the one true God and to the false god Baal. How does your culture lead you away from God? What specific beliefs, hopes, and philosophies bombard you? Pray that God will lead you to a place of confidence in him and passion to serve him through leading this worship.

## Why We Worship for Leaders

The Ten Commandments make it clear that God is unwilling to share the hearts of his people with anything or anyone else. He is the one true God, faithful in all his dealings with us, and he expects us to be faithful to him in return. Every other object of worship is impotent. No one but God can receive our honor and help us in time of need. God and God alone is true and worthy of our loyalty.

## Easy Prep for Leaders

**Let's Praise God!**—Gather three clear containers with lids. Put about ¼ cup of ammonia in one container, ¼ cup of white vinegar in another, and ¼ cup of water into the third. Have three rolls of old pennies available.

**"The God-Tiques Roadshow"**—Set up a TV and DVD player, and cue the *KidsOwn Worship DVD* to "The God-Tiques Roadshow" (7). Watch it at least once before the worship session so you'll be familiar with it.

**Preschool Activities**—Refer to the preschool pages for preparations.

**Web Help**—Get bonus leader tips and ideas at [kidsownworship.com](http://kidsownworship.com).



## 1 Let's Praise God!

Play *Songs From FaithWeaver, Fall 2010* as children arrive. Greet children by name, and teach them this handshake:

<b>God</b>	(Point up.)
<b>is the one</b>	(Put your hand in an L shape, and clap the child's hand, which is in the same position.)
<b>true</b>	(Clasp the child's fingers in your fingers, thumbs pointed upward.)
<b>God.</b>	(With your hand and the child's hand clasped, raise the hands toward the sky.)

When everyone has arrived and has learned the handshake,

**Say** **Welcome, everyone! Today we are worshipping the one true God. He alone is worthy of our praise and honor. Who is our God? What has he done? Let's sing a song about who he is!**

Sing "My God Is."



Track 4

Lyrics are in the back of this book.

**Say** **You may have heard about other gods that people worship, but our God alone is alive and able to help us when we call on him.**

- Ask**
- **What are some examples of things people spend their time worshipping?** (Famous people; being popular; music.)
  - **How do we know that God—the one true God—is alive?** (Because God helps people; because Jesus rose from the dead.)
  - **How do we know that God can help us?** (Because the Bible says he can; because he helps other people.)
  - **How has God helped you this week?** (Answers will vary.)

- **How have you worshipped God this week?** (I prayed; I looked for ways to put God first.)

**Say** ▶ **Let's worship the Lord by singing praises.**

Sing "Sing Unto the Lord."

Lyrics are in the back of this book.



**Track 9**

**Say** ▶ **He alone is God. When we honor the one true God, something amazing always happens.**

Show the three containers and ask kids to guess what's different about them.

**Say** ▶ **Let's do exactly the same thing to each of these containers. All these liquids look alike, but only one will react with these pennies.**

Put a roll of (unwrapped) pennies in each container. The older the pennies, the quicker the reaction will occur. Select three children to shake the containers. In about one minute, the ammonia will turn blue. The longer the pennies sit, the darker the color will become.

**Say** ▶ **We could wait all day for the liquid in the other two containers to change color; it would never happen. That's because the copper in the pennies only reacts with the substance in this container, which is ammonia. We can use this science experiment to help us understand the difference between false gods and the one true God.** Show the two containers with colorless liquid.

- Ask** ▶
- **What happened when you put the pennies in these two containers?** (Nothing; the pennies and the liquid stayed the same.)
  - **How is the colorless liquid like a false god?** (The liquid can't really do anything to the penny.)
  - **What kind of power does a false god have?** (None.)
  - **Why would people choose to worship a false god?** (Because they don't know any better; because their friends do; maybe it's easier than worshipping the one true God.)
  - **What happened when you put the pennies in the container with ammonia?** (The liquid changed color; there was a chemical reaction.)
  - **How is what happened in the ammonia container like what happens when we worship the one true God?** (God changes us when we worship him; God makes things happen in our lives.)
  - **How do we know that our God is the one true God?** (Because he sent Jesus to save us; because he answers prayer; because he makes things happen.)

**Say** ▶ **There is one true God who deserves all our praise and all our honor. Let's offer more praise to the one true God as we sing "He's the King."**

Sing "He's the King."

Lyrics are in the back of this book.



**Track 2**

**Say**

When we experience the one true God through our worship, we want to share that experience with others. Jesus asks us to be a light to the world. Jesus asks us to live in a way that shows others how good and great God is. Today we're going to learn about one man, a prophet, who taught an entire nation about the one true God. First let's sing about being a light in the world.

Sing "Let Your Light Shine" (Matthew 5:16).



**Track 6**

Lyrics are in the back of this book.

Show kids the ball, and explain that it represents the world. Toss it to one child at a time, and have the child holding the "world" answer the following question before tossing the ball back to you.

**Ask**

• What can you do to let your light shine in your school? in your home? in your neighborhood?

**Say**

We encourage one another as we share these ideas. Thanks for sharing. Maybe the idea you mentioned today will help someone else think of a way to share the one true God with someone too. Let's glorify God together with this next song.

Sing "The One and Only Lord" (Mark 12:29).



**Track 14**

Lyrics are in the back of this book.

**Say**

Before we move into our next activity, let's remind ourselves who's the greatest. Name one person who is great! As a child names a person, ask the child who's greater. Repeat the "Who's great?/Who's greater?" sequence several times.

**Let's sing about God, who loves us!**

Sing "How Wide?" (Ephesians 3:18).



**Track 12**

Lyrics are in the back of this book.

**Pray**

God, we honor you today as the one true God—you always have been and always will be greater than anything we can imagine. Thank you for being here with us. We look forward to a powerful worship time today. In Jesus' name, amen.

**2**

## **Let's Learn the Point!**

### **Preschool Activities, pages 135-136**

At this time, have the preschool leader invite the preschoolers to go to their own room for this section of activities. Tear out the Preschool Activities page, and give it to the preschool leader. Have the preschool leader bring the preschoolers back to participate in Let's Pray! with the older children. If you prefer to keep all the children together, do the starred (\*) activities. They will work well with both elementary and preschool children.



## Elementary Activities

### \* *"The God-Tiques Roadshow"*

Show the *KidsOwn Worship DVD* segment titled "The God-Tiques Roadshow" (7). A parody of the PBS *Antiques Roadshow* series, it shows people bringing in their "gods" to have them appraised for authenticity. Only one guest brings in the real thing. After the video, ask the following questions.

**Ask** • **What kinds of false gods did the people on this show worship?**

(Money; television.)

• **What other kinds of false gods do people worship?** (Famous people; being popular; music.)

• **What does it mean to serve a false god?** (It means spending all your time thinking about it; putting that first in your life.)

• **Why is it wrong to serve a false god?** (It means we don't serve the one true God; we might lead others to a false god.)

**Say** **God is the only true God. It's wrong for us to give the devotion that should be reserved for God to a false god. Let's learn what the Bible says about a time God's people worshipped a false god.**

### \* *True Altar, False God*

Help kids form three groups. Give each group one sheet of regular paper. If you have more than 10 kids in each group, form six groups. Designate an area along the wall where each group can tape its sculpture.

**Say** **We're going to do a step-by-step, paper-sculpting project. This isn't a race. One person will do each part of the sculpture, and your team will have to decide who does what I say as I give each step.**

Give these steps in order:

- **Cut out an altar.**
- **Tape the altar to the wall.**
- **Cut out some wood.**
- **Lay the wood on the altar.**
- **Cut out a bull.**
- **Cut up the bull.**
- **Put the meat on the firewood.**
- **Ask for fire.**

When groups ask for fire, use a paper clip to scratch each group's paper sculpture. No flames will appear.

**Say** **This isn't working! Listen to this story, and see if you can figure out why I set up this experience.**

(continued on page 137)



# Elijah Challenges the Prophets of Baal

Session 10

1 Kings 18:16-40

## Worship Theme:



God is the one true God.

## Easy Prep for Leaders

**Real or Not?**—Prepare three brown bags: In one, place a silk flower and a real flower. Place a silk plant and a real plant in another. Place artificial fruit and real fruit in the third bag. Place several pieces of artificial fruit and one piece of real fruit in a fourth bag. Place real fruit for snacks in a fifth bag. (You may want to number the bags.)

**A Heart for God**—Write the following words on a sheet of construction paper for each child:

Only one God, only one me,  
Only one heart—to God from me.

You'll also need to cut out a construction-paper heart for each child. The heart must be bigger than the child's hand. Have a wide paintbrush, washable tempera paint, glue, and wet wipes ready.

## Using Theo

Consider using Theophilus the FaithRetriever puppet today in these ways:

- Have Theo lead the preschoolers from the main worship area to the preschool room.
- Have Theo read the poem in "A Heart for God" and help kids learn it.
- See the KidsOwn Worship Kit for a puppet skit written for today's worship session.



## Real or Not?

**Say** I have some bags with real and make believe things inside them.

Show the first bag, and show the silk flower.

**Say** This flower is silk. It's pretty, but it never grew from the ground. Someone made it. Show the real flower. **This flower is real. Feel the difference.** Let the children feel both flowers. **The silk flower just pretends to be a flower. The other one is a real flower. Let me show you some other things.**

Allow the children to identify the real plant and the pretend one.

**Ask** • How can you tell which is real and which is make believe?

Show the real and artificial fruit.

**Ask** • Why would you choose the real fruit over the fake one?

Show the contents of the bag containing artificial fruit and only one real piece of fruit.

**Say** There's only one real piece of fruit in this whole bag. If you look closely, you can tell which one it is.

**Ask** • Why would we choose only one piece of real fruit over all the pieces of fake fruit?

**Say** The Israelites needed to choose the real God to worship. He was the only one who was good for them, just as the real fruit is the one that's good for you. Let's enjoy our real fruit together.

Have children wash their hands, and give each child a piece of fruit to eat.

## ALLERGY ALERT



Be aware that some children have food allergies that can be dangerous. Know your children, and consult with parents about allergies their children may have. Also be sure to read food labels carefully as hidden ingredients can cause allergy-related problems.

## Elijah's Effort

**Say** God asked Elijah to remind the people of Israel that there is only one real God. The people of Israel had started to worship a pretend god

instead of the God who loved them. They called the pretend god Baal. Worshipping Baal was as silly as eating a piece of fake fruit!



## Elijah's Effort (continued)

**Climb up Mount Carmel with me, and let's explore what happened together. Climb with me, and, when we get to the top, I'll tell you what happened there.** Encourage the children to make climbing motions, then have them be seated. Ask the children to repeat the last line of each stanza with you.

**Elijah called for the bad guys of Baal**

**And the people of Israel to make a trail**

**Up to where the green grass grew**

**And where the people tried to worship not one God, but two.**

(Gasp!) **And where the people tried to worship not one God, but two.**

**Elijah was a prophet, God's holy chosen man.**

**He served the one true God, and he knew about God's plan**

**To bring the Israelites back to the God who's strong and true,**

**The one and only living God who loves both me and you;**

**The one and only living God who loves both me and you.**

**"I'll call my mighty God, and you call the fake god Baal.**

**We'll ask them both to hear our words; the true God will not fail.**

**Whichever God can cook the special offering with fire,**

**He is the one true God, and the other's just a liar."**

**Yes, he is the one true God, and the other's just a liar.**

**The men of Baal called from morning to midday,**

**But no fire came from Baal, no matter what they'd say.**

**Elijah called for water to make the altar wet,**

**And he got his offering ready; he got God's altar set.**

**Oh, he got his offering ready; he got God's altar set.**

**Elijah called on God: "Please, Lord, answer me,**

**Show your mighty power so that all around may see**

**You can make a fire, though the wood is soaking wet.**

**You're the one true God, who gives us everything we get!"**

**You're the one true God, who gives us everything we get.**

**The fire fell from heaven in answer to his prayer,**

**And God showed his mighty power to all the people gathered there.**

**Their hearts were turned around, and they cried, "You are our God,**

**The one and only, true and mighty, everlasting God."**

**The one and only, true and mighty, everlasting God.**

**Ask** • Why do you think Baal didn't answer?

• Why do you think Elijah poured water on his offering to God?

• Why do you think God answered Elijah's prayer?

• Who else's prayers does God answer?

**Say** God wants us all to know that he is the one true God. No one else can answer our prayers.

## \* A Heart for God

Use a wide paintbrush to paint washable tempera paint on each child's palm, and help each child make a handprint in the center of a construction-paper heart. Immediately wipe off the paint with a wet wipe. Ask the children to look at one another's handprint hearts and notice what's alike and different about each handprint.

**Say** All of our hands are a little alike. We all have four fingers and a thumb; and your hands are

**all about the same size. But no two hands are exactly the same. There is only one God, and there's only one you. God wants the only you to love him with all your heart.**

Give each child a paper with the two-line poem. Read the poem, and encourage children to repeat it. Help them glue their hearts on the papers. If you have photos of the children, add them to the collages before sending them home.

**Say** The Israelites had stopped worshipping God and were worshipping a false god called Baal. Elijah, a prophet of the one true God, called the people to Mount Carmel. He asked them to choose the one true God or Baal, the false god. He proposed that the prophets of Baal and he, the only prophet of God, would make an altar and offer sacrifices to Baal and to God.

Baal's prophets did everything you did. Then after they asked Baal for fire, they yelled and they danced. They even wounded themselves, but they didn't get anything. Their god didn't send any fire.

**Ask** • Why do you suppose Baal didn't send fire? (Because Baal isn't real.)

**Say** Baal was a false god. Then it was Elijah's turn. And now it's your turn to build Elijah's altar.

Give each group one sheet of Scratch Art Paper from the KidsOwn Worship Kit (or half a sheet if you have six groups). Have the groups follow the steps listed on page 134 to make another altar. When the children ask for fire,

**Say** Elijah built an altar to the one true God. But Elijah made it more complicated so that the people wouldn't be confused anymore about who was worthy of their worship. He built a moat around his altar and poured water all over his sacrifice. He used so much water that it drenched the wood and filled the moat.

Give each group a blue marker, and have kids color the altars blue to represent the water. Then have the children ask for fire again.

**Say** Elijah asked God one time to burn up the sacrifice.

Give each group paper clips. Have kids scratch their altars so that red "flames" appear.

**Say** God sent a fire that burned up the sacrifice, the wood, the stones that made the altar, the dirt under the altar, and the water that filled the moat.

**Ask** • How do you think the observers responded when they didn't get a fire at Baal's altar? (Disappointed; maybe they wondered why Baal didn't care; maybe they thought Baal isn't real.)

• How do you think they felt when they saw God's fire? (Amazed; they must have believed in God.)

**Say** The Israelites remembered that their God was the one true God. They knew that they had been fooled by something that looked right but had no power.

**Ask** • What are some things that might look right to us but have no power? (Famous people; kids who are popular at school; cool TV shows.)

• What can we depend on the one true God for? (God really is powerful; he answers prayer; God can do miracles.)

• What can God depend on you to do? (To learn about God; to try to follow God's leading.)

## No Distractions

**Say** The Israelites made the choice to serve a false god. Many of them probably still thought the real God was important, but they wanted more.

I have some newspaper ads and catalogs with some pretty cool stuff—some of this stuff might be important to you. Some of it might represent what you think will be important to you in the future. Choose one or more ads for stuff that's important to you. Give kids about five minutes to find their ads.

**Say** Find a partner, and show your partner the ads you found. Then tell your partner what it would mean for you to give that type of thing to God. For example, you might choose a brand-new flat-screen TV and share with a friend that giving the flat-screen TV to God might mean watching less TV. Give the kids a chance to select an ad. Join in, and allow the children to share their thoughts with you.

Ask the kids to share their ideas with the whole group.

- Ask**
- **How can stuff like this distract us from the one true God?** (We might spend more time thinking about them than about God; we might learn from them to do things God doesn't want us to do.)
  - **What are some warning signs that things might be distracting us?** (Thinking about them more than we think about God; putting those things first.)
  - **How can we keep from being distracted?** (Decide to make God part of everything we do; pray; talk to friends about God.)
  - **Why do you think God wants to be first in our lives?** (Because God loves us; because then we can have eternal life.)

**Say** God is the one true God. He wants us to put him first in everything we do.



### 3

## Let's Pray!

### The Offering

Place the offering bowls on tables. Hold up a dollar bill.

**Say** Some people say that money talks.

**Ask** • **What do you think they mean?** (People with money can get others to do things for them; money makes people feel important.)

**Say** Actually, money does "talk." If we look at dollar bills closely, they'll remind us that "in God we trust." Maybe that reminder is printed on our money because so many people try to trust money instead of God. I'm going to fold this dollar bill and place it beside the offering bowl so that you can read or look at those words for yourself when you bring up your offering. When you put your offering in the bowl, remember that God is the one true God and even our money reminds us of that.

Play "Praise Him" as children come to the front with their offerings.



## Who Is Our God?

Have kids form two groups.

**Say** The Bible tells us that God is the Lord our God and we are to have no other gods before him. We know God by what he has done and is doing. For example, God is the one who saves us. We also know him by special names, including our Rock, our Fortress, and our Deliverer. Let's write some of those names or descriptions on the board.

After the children have offered several ideas, explain that the two groups are going to stand facing each other. One group will shout to the other, "Who is our God?" The other group will respond, "The one true God!" The first group will ask again, "Who is our God?" The second group will respond with one of the names or descriptions written on the dry-erase board. Then the groups will switch roles. Allow time between rounds for the groups to decide which response to use. As kids shout responses from the board, erase them. Repeat this sequence until all the phrases from the board have been used in praise.

## He Cares

**Pray** God, we love to shout our praise to you. We know you are the one true God—you are the greatest! Thank you for loving us.

Sing "He Cares for You" (1 Peter 5:7).

Lyrics are in the back of this book.



As the children leave, ask them to shake hands with you using the handshake you greeted each child with at the beginning of the session.

