








-  I-BEAM BLOCKING
SEE SOIL BEARING CAPACITY CHARTS FOR SPACING
-  COLUMN BLOCKING
SEE SOIL BEARING CAPACITY CHARTS FOR PAD SIZE
-  SHEARWALL BLOCKING
-  SHEARWALL FRAME TIE
-  CENTER LINE TIES
-  VERTICAL TIE
MAX. SPACING 9'-9" CENTER TO CENTER
-  LONGITUDINAL TIES

 SHEARWALL TIE

BLOCKING LEGEND:

- 1) ALL EXTERIOR DOORS, BAY WINDOWS, RECESSED SIDEWALLS AND EXTERIOR WALL OPENINGS 48" OR GREATER. WILL REQUIRE BLOCKING ON EACH SIDE.
- 2) 32' WIDE HOMES REQUIRED TO BE BLOCKED MIN 8'-0" ON CENTER BETWEEN COLUMNS.



TownHomes
P.O. BOX 1059
LAKE CITY, FLORIDA
32056

Date: 7-8-08		Revisions	Cad#: 3257AK
Dr'n: ROB		8-17-11	
Parent: NEW			
Code: T (09)		ALT#1 KIT	
ZONE 2	Model: 3257-201	Print: BLOCKING PLAN	