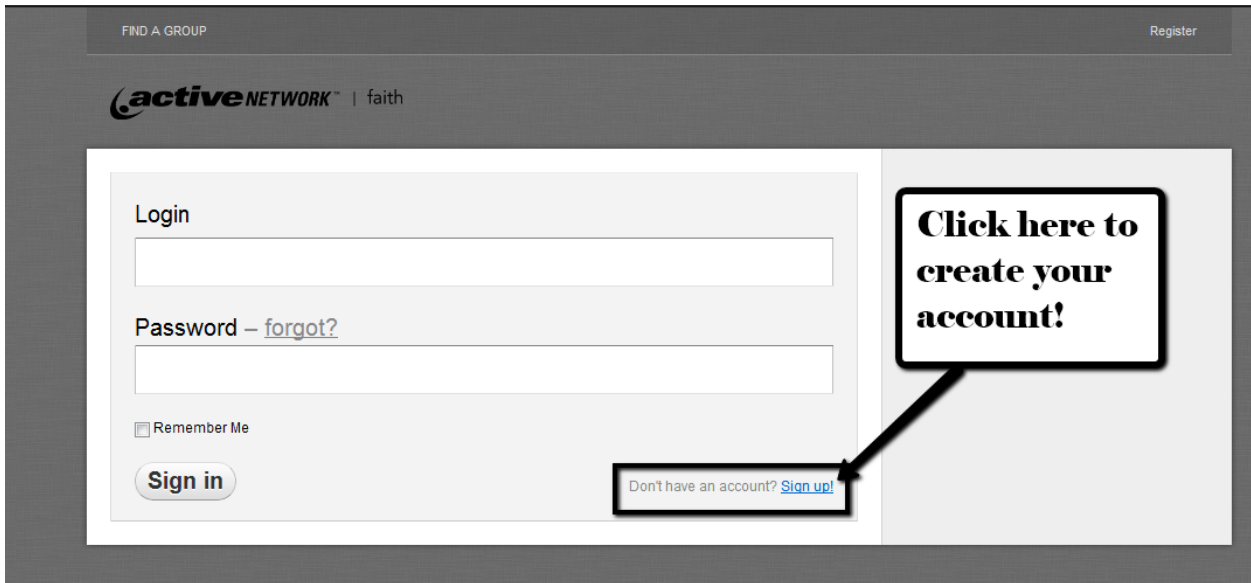


## Step 1: Go to <http://CHURCHCODE.infellowship.com>



FIND A GROUP Register

**activeNETWORK**™ | faith

Login

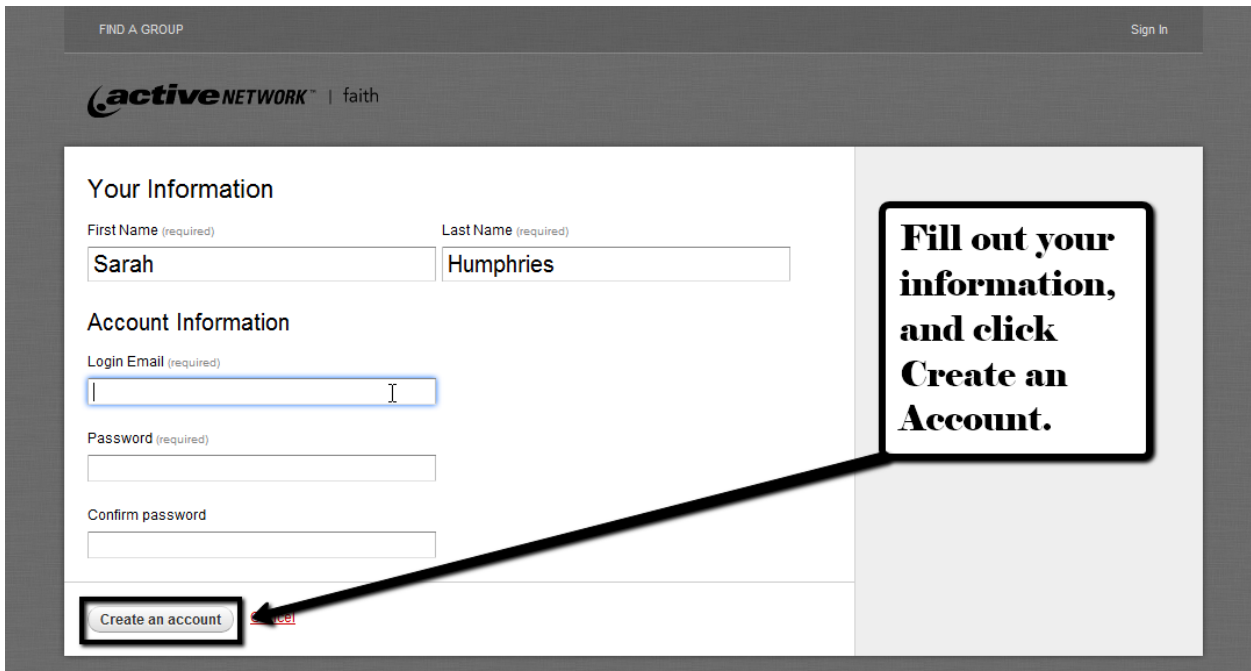
Password – [forgot?](#)

Remember Me

Don't have an account? [Sign up!](#)

**Click here to create your account!**

## Step 2: Fill out the basics, create the account.



FIND A GROUP Sign In

**activeNETWORK**™ | faith

Your Information

First Name (required)  Last Name (required)

Account Information

Login Email (required)

Password (required)

Confirm password

**Fill out your information, and click Create an Account.**

### Step 3: Check your email for the verification email.

From:  weblink@fellowshiponemail.com on behalf of  no-reply@infellowship.com  
To:  Humphries, Sarah  
Cc:  
Subject: Welcome to F1 Support

Thanks for your interest in creating an account with F1 Support.

Please keep this e-mail for your records. Your account information has been saved and encrypted in our database.

Should you forget your password you can request a new one which will be activated in the same manner as this account.

Your account is currently inactive. You must activate your account by navigating to the address below before you can use it.


<https://f1support.infellowship.com/UserLogin/Activate/3f88264da01b4b329c7fb5a12bb07a17>

Thank you for registering.

**Verify your account.**

### Step 4: Finish the account creation process.


FIND A GROUP Sign In Register

 | faith

Hello, Sarah \* = required field  
You're almost done!

We just need a little more info — If you are a church member, this will help us keep your info up-to-date. Thanks!

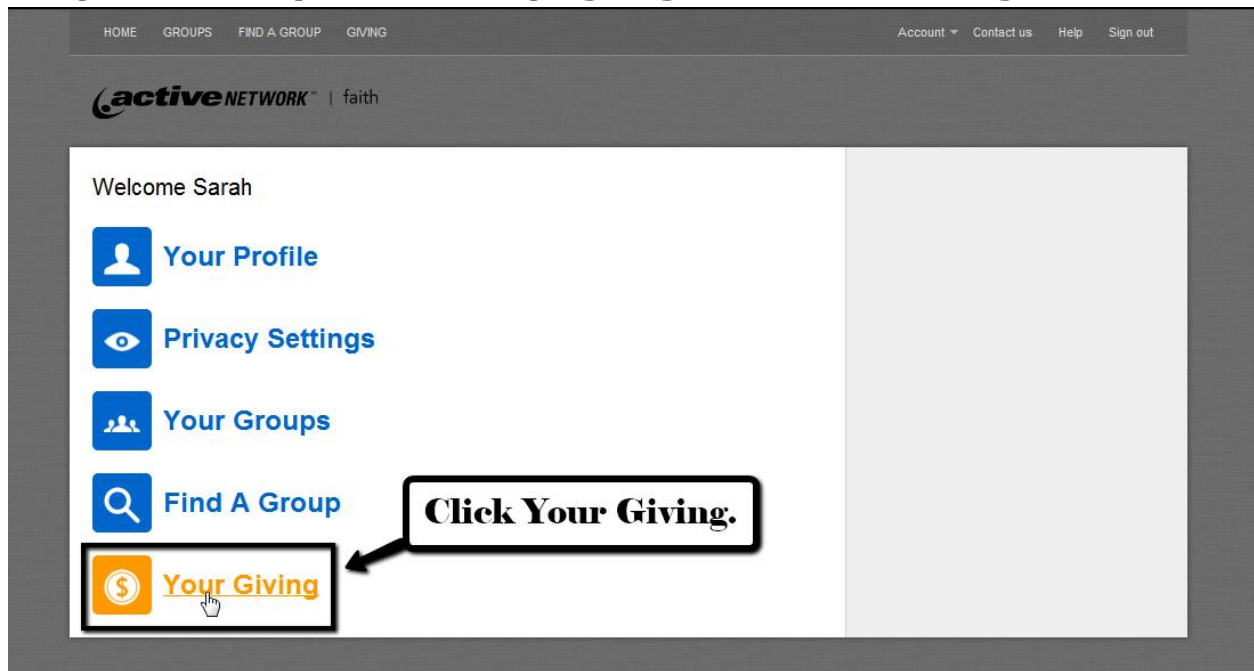
**Fill out your date of birth, gender and address.**

\* Date of birth    
MM / DD / YYYY

\* Gender  Male  Female

\* Address Country   
Street 1

## Step 5: From your home page, go to Your Giving.



## Step 6: Give Online!

