

MARCH
W-4
2 0 1 7

GRADES

K-1

PRELUDE

SOCIAL
15 MINUTES

STORY

WORSHIP

GROUPS
25 MINUTES

HOME

FIX it UP

A Forgiveness Project

Chief Executive Officer
Reggie Joiner

Creative Team

Kristen Ivy
Mike Clear
Molly Bell
Elloa Davis
Elizabeth Hansen
Brandon O'Dell
Greg Payne
Phil Pierce
Dan Scott
Jon Williams

Contributing Writers

Holly Crawshaw
Sherita Harkness
Kristy Hecht
Cara Martens
Emily Meredith
Rachael Sibcy

Editors

Molly Bell
Elloa Davis
Dana Wilkerson

Illustrations & Graphic Design

Brian Bascle
Mike Davis
Joe Goode

Technical & Web Support

Hadley Brandt

Orange Specialists

Amy Grisham
Abbey Carr
Amy Fenton
Leslie Galem
Misty Phillips
Stephanie Porter
Courtney Templeton

Statement of Faith

ABOUT GOD

God is the one and only true God, yet He exists in three persons: God the Father, God the Son, and God the Holy Spirit. God is the Creator, so everything belongs to Him and is under His control. God is holy, so He is righteous, majestic, and loving. God is all knowing and purposeful, so He's at work to bring about His will. No person, thing, or idea compares to God.

ABOUT THE SCRIPTURES

God reveals Himself to us through the Bible, and it is 100% accurate, reliable, and authoritative.

ABOUT PEOPLE

People are made in God's image and for His pleasure. But everybody falls short of God's intention, or ideal, for people. In other words, everyone has sinned. As a result, we are all separated from Him, even though He wants an intimate relationship with each of us.

ABOUT SALVATION


That's why Jesus—God's Son—came and lived on this earth, died, and rose again. God offers His free gift of salvation to all who believe in Jesus and accept Him as Savior—the only way to be forgiven and reconciled to God. Anyone who accepts this gift is adopted as a son or daughter into God's family and will live with Him forever in heaven.

User Agreement

Orange gladly grants permission to churches, schools, and other licensees to tailor 252 Basics® materials to fit their unique leadership requirements, locale and format preferences, and physical environment needs. However, if you wish to edit the content substantively, including Bible stories, learning activities, scripts, and any other content in which biblical principles and concepts are presented, you are obligated to do so within the doctrinal guidelines we've expressed in our Statement of Faith. These resources are intended to be downloaded and printed for use by the subscribing entity only and may not be electronically transferred to or duplicated by other non-subscribing entities. Any unauthorized reproduction of this material or incorporation into a new work is a direct violation of US copyright laws. ©2017 The reThink Group. All rights reserved. 252 Basics® and the 252 Basics® logo are trademarks of Orange and the reThink Group.

Scripture marked "NirV" is taken from the NEW INTERNATIONAL READER'S VERSION®. Copyright © 1996, 1998, 2014 Biblica. All rights reserved throughout the world. Used by permission of Biblica.

Scripture marked "NIV" is taken from THE HOLY BIBLE, NEW INTERNATIONAL VERSION®, NIV® Copyright © 1973, 1978, 1984, 2011 by Biblica, Inc.® Used by permission. All rights reserved worldwide.



MARCH
W-4
2 0 1 7

GRADES
K-1

PRELUDE

SOCIAL
15 MINUTES

STORY

WORSHIP

GROUPS
25 MINUTES

HOME

BIBLE STORY

Dude, Where's Your Forgiveness
77 Times / Unmerciful Servant
Matthew 18:21-35

BOTTOM LINE

Since God forgave you, you
should forgive others.

MEMORY VERSE

"Put up with one another. Forgive
one another if you are holding
something against someone.
Forgive, just as the Lord
forgave you."
Colossians 3:13, NIV

LIFE APP

Forgiveness—deciding that
someone who has wronged you
doesn't have to pay.

BASIC TRUTH

I should treat others the way I
want to be treated.

15
MINUTES

PRELUDE: Setting the tone for the experience
For Leaders Only
Create the Environment

25
MINUTES

SOCIAL: Providing time for fun interaction
Ideas for Early Arrivers
Money, Money, Money, Money . . . MONEY!

STORY: Communicating God's truth in engaging ways
Opener
Worship
Bible Story
Prayer
Closer


10
MINUTES

WORSHIP: Inviting people to respond to God
"Happy Day" from *Live It Out*
"Let Revolution Start" from *Living Inside Out*

25
MINUTES

GROUPS: Creating a safe place to connect
Weighted Down
I'm a Boss
Money in the Air
Prayer

HOME: Prompting action beyond the experience
GodTime
Parent Cue



MARCH
W-4
2017

GRADES
K-1

PRELUDE

SOCIAL
15 MINUTES

STORY

WORSHIP

GROUPS
25 MINUTES

HOME

BIBLE STORY

Dude, Where's Your Forgiveness
77 Times / Unmerciful Servant
Matthew 18:21-35

BOTTOM LINE

Since God forgave you, you should forgive others.

MEMORY VERSE

"Put up with one another. Forgive one another if you are holding something against someone. Forgive, just as the Lord forgive you."

Colossians 3:13, NIV

LIFE APP

Forgiveness—deciding that someone who has wronged you doesn't have to pay.

BASIC TRUTH

I should treat others the way I want to be treated.

GETTING READY

SOCIAL: PROVIDING TIME FOR FUN INTERACTION

(Choose one or both of these activities.)

Early Arriver

- An offering container

Money, Money, Money, Money . . . MONEY!

- Brown paper bags; 1 for each kid
- Draw a dollar sign on each bag.
- Play/pretend money; available inexpensively here: <http://bit.ly/2hMyB39>
- Hide money around the room. (For those of you without a room, you could dump a big bag of play money around your group's area while kids try to collect it as fast as they can!)

GROUPS: CREATING A SAFE PLACE TO CONNECT

(Choose as many of these activities as you like.)


** If you don't have time to do all these activities, be sure to do activity #2.*

1. Weighted Down (application activity / review the Bible story)

- Print the "Weighted Down" Activity Page and cut apart; 10 weights for each kid
- Print the "Henry's Choices" Activity Page; 1 for each kid
- *Optional:* A heavy backpack and an empty backpack
- Glue sticks
- Markers or crayons

* 2. I'm a Boss (application activity)

- Orange construction paper, cut lengthwise into halves; each kid needs 1 half page
- Print the "I'm a Boss Badges" Activity Page and cut apart; 1 badge for each kid
- Scissors
- Glue sticks
- Tape



MARCH
W-4
2 0 1 7

GRADES
K-1

PRELUDE

SOCIAL
15 MINUTES

STORY

WORSHIP

GROUPS
25 MINUTES

HOME

3. Money in the Air (memory verse activity)


- Money bags from "Money, Money" activity above

Prayer

- The song "Let it Go" from *Frozen*
- Music player

Additional Resources:

- Make copies on cardstock or email this week's GodTime and Parent Cue cards.
- Tell parents about our additional family resources: **Studio252.tv**, **CUE Box**, and the **Parent Cue app**. To find out more about these great resources, go to <http://www.Studio252.tv/leaders>.



MARCH
W-4
2 0 1 7

GRADES
K-1

PRELUDE

SOCIAL
15 MINUTES

STORY

WORSHIP

GROUPS

HOME

SOCIAL: PROVIDING TIME FOR FUN INTERACTION

Welcome kids and spend time engaging in conversation and catching up. Get ready to experience today's story.

Before kids arrive, pray for each regular attendee by name. Pray for those who might visit your group for the first time. Ask God to help kids realize the great forgiveness God has made available to them. Pray that they would fully embrace the love He has offered them and be excited to share it with others.

1. EARLY ARRIVER IDEA

WHAT YOU NEED: Offering container

WHAT YOU DO:

- Collect kids' offerings as they arrive.
- Ask:
 - What is the absolute biggest number you can think of?
 - If someone broke your favorite toy that many times, would you let them borrow it again?

2. MONEY, MONEY, MONEY, MONEY . . . MONEY!

WHAT YOU NEED: Money bags, play money


WHAT YOU DO:

- Hide play money around room. You can do this before kids arrive or send them into the hall briefly with another leader.
- Let kids race to collect as much money as they can, but tell them you would like everyone to end up with at least 10 bills in their bag.
- Explain that they can help their friends.
- *Note: For those of you without a room of your own for all K1 kids, you could dump a big bag of play money around your group's area while kids try to collect the money as fast as they can.*

WHAT YOU SAY:

"I noticed a few of you that were helping your friends collect money. **[Transition]** Today we are going to learn about someone who got a lot of help with money, but chose not to give any help to others."

Lead your group to the Large Group area.



PRELUDE

SOCIAL

STORY

WORSHIP

GROUPS
25 MINUTES

HOME

GROUPS: CREATING A SAFE PLACE TO CONNECT

Create a safe place to connect and learn how the Bible story applies to real life experiences, through interactive activities and discussion questions.

1. WEIGHTED DOWN (*application activity / review the Bible story*)

WHAT YOU NEED: Weights from "Weighted Down" Activity Page, "Henry's Choices" Activity Pages, glue sticks, crayons, differently weighted backpacks (*optional*)


WHAT YOU DO:

- If you have the two differently weighted backpacks, set them out and invite kids to take turns picking them up. (You may have to guide them to take turns or call kids up one at a time.)
- Ask kids if any of them have heavy backpacks that they take to school every day. Does anyone walk to school wearing a big backpack? What about kids who ride the bus? Is it difficult to climb the stairs of the bus with a heavy backpack on?
- Tell kids that when somebody won't forgive someone else for something, it's like they have a heavy backpack to carry and they feel weighted down. It's hard to do anything if you're carrying all that weight.
- Then give each kid 10 weights and a "Henry's Choices" Activity Page.
- Read Henry's forgiveness choices (below) one at a time.
- For each situation, let kids decide if they think it would be hard to forgive or if they think they could forgive pretty easily.
- For the ones they think would be difficult, they can glue a weight on or near Henry's backpack.
- For the choices they think they could forgive pretty easily, they should glue the weight near his feet.
- Encourage kids to make their own choices. Tell them it's okay if they don't think it'd be easy to forgive in every situation. As kids make their choices, you can ask them why they feel the way they do. But be careful that the activity doesn't take so long that they get bored or become disengaged.
- Allow kids to color their pictures once you've gone through all the choices.

Adaptation: If you have multiple groups in one room, do the first part of this activity with the entire room together. You can choose to provide only one set of weighted backpacks, but be mindful of how many kids are in the room. You'll want to provide enough sets of backpacks that each kid will have a chance to pick them up and feel their weight.

Henry's Choices:

- While Henry was trying to go down the slide, his friend kept climbing up the slide and blocking him from going down.
- Henry's grandpa promised that he would play ball with him when he came over, but he got too busy talking to the adults.
- Henry's sister knocked down the LEGO® creation he had been working on for two days.
- Henry's dad told him he wasn't allowed to play outside with his friends one afternoon.
- When his friends were throwing rocks on the playground, Henry's teacher punished him too even though he didn't throw any rocks. She said she was sorry.
- Henry's mom gave some of his toys away and he didn't get to pick which ones.
- Henry's dog tore up the pages of his favorite book.
- Henry's baby brother cried all night and kept Henry awake.
- Henry's friend didn't pick him to play on the basketball team at recess.



PRELUDE

SOCIAL

STORY

WORSHIP

GROUPS
25 MINUTES

HOME

WHAT YOU SAY:

"Could you imagine if Henry didn't forgive at all? His backpack would have been way too heavy to carry. When we choose not to forgive, it weighs our hearts down just like it weighed down his backpack. The good news is we can always make the choice to show others forgiveness like we've received from God! **[Make It Personal] (Tell kids about a time when you didn't want to forgive, but then you remembered how much forgiveness God has shown you.) [Bottom Line] Since God forgave you, you should forgive others.**"

* 2. I'M A BOSS (application activity)

WHAT YOU NEED: Orange construction paper strips, "I'm a Boss" Activity Pages, tape, glue, scissors, crayons or markers, stickers (optional)

WHAT YOU DO:

- Give each kid an orange construction paper strip and an "I'm the Boss" badge.
- Ask if anyone can or wants to read what the badge says. Tell kids that because God forgives us all the time and wants us to forgive others, He'll help us do just that! Therefore, we're all "bosses" at forgiveness!
- Let kids color and decorate their badges.
- Then help them glue the badge in the center of the construction paper strip.
- Wrap each kid's strip around his upper arm and secure it with tape. Make sure the strips are loose enough to slide on and off their arms.

WHAT YOU SAY:


"You guys have been doing such an amazing job at forgiving this month that I think you are officially forgiveness bosses! There is no one as great at forgiving as God, but we can definitely try to love people like He does. When you are having a hard time forgiving those super tough things that happen, know that **[Bottom Line] since God forgave you, you should forgive others**, and remember the happiness that forgiveness has brought you this whole month!"

3. MONEY IN THE AIR (memory verse activity)

WHAT YOU NEED: Money bags from the "Money, Money" activity

WHAT YOU DO:

- Ask kids if anyone has ever let go of a balloon outside and watched it fly into the air. Let them tell a couple of stories if this question causes lots of talking!
- Tell kids that this month's verse talks about letting go of what someone did to you and forgiving them instead. When we forgive, we let go of the wrong thing someone did.
- Explain that the group is going to say the memory verse and then let go of all the play money by throwing it in the air!
- Say Colossians 3:13 as a group and then let everyone throw a handful of money into the air.
- Instruct kids to pick up the money and put it in the bags.
- Then do the whole thing all over again. Repeat as you have time, but don't repeat so many times that kids go completely crazy!



MARCH
W-4
2 0 1 7

GRADES

K-1

PRELUDE

SOCIAL

STORY

WORSHIP

GROUPS
25 MINUTES

HOME

WHAT YOU SAY:

"Our verse says to forgive when we are holding onto something. We can let go of things we need to forgive just like we let go of all that money! **[Bottom Line] Since God forgave you, you should forgive others** and let it go!"

PRAY AND DISMISS

WHAT YOU NEED: "Let It Go" from *Frozen*, music player

WHAT YOU DO:

- Tell kids that since we're all going to be "letting go" of the wrong things others have done to us, you're going to sing "Let It Go" together!
- Play and sing "Let it Go" xwith your group. Try to really ham it up and be silly with them! This will make the shy, quieter kids feel more comfortable belting it out with the group.

WHAT YOU SAY:

"God I thank You so much that we can have fun with You! Even with a silly *Frozen* song, You remind us to let things go so we can forgive like You. As we close out our month learning about forgiveness, let us not be done with fully forgiving and loving everyone we meet. Help us to never forget that **[Bottom Line] since God forgave you, you should forgive.**"

As adults arrive to pick up, tell them they may be hearing "Let It Go" sung by their child a lot today. Tell them to ask kids why they sang that song.