

MARCH
W-3
2 0 1 7

GRADES
2-3

PRELUDE

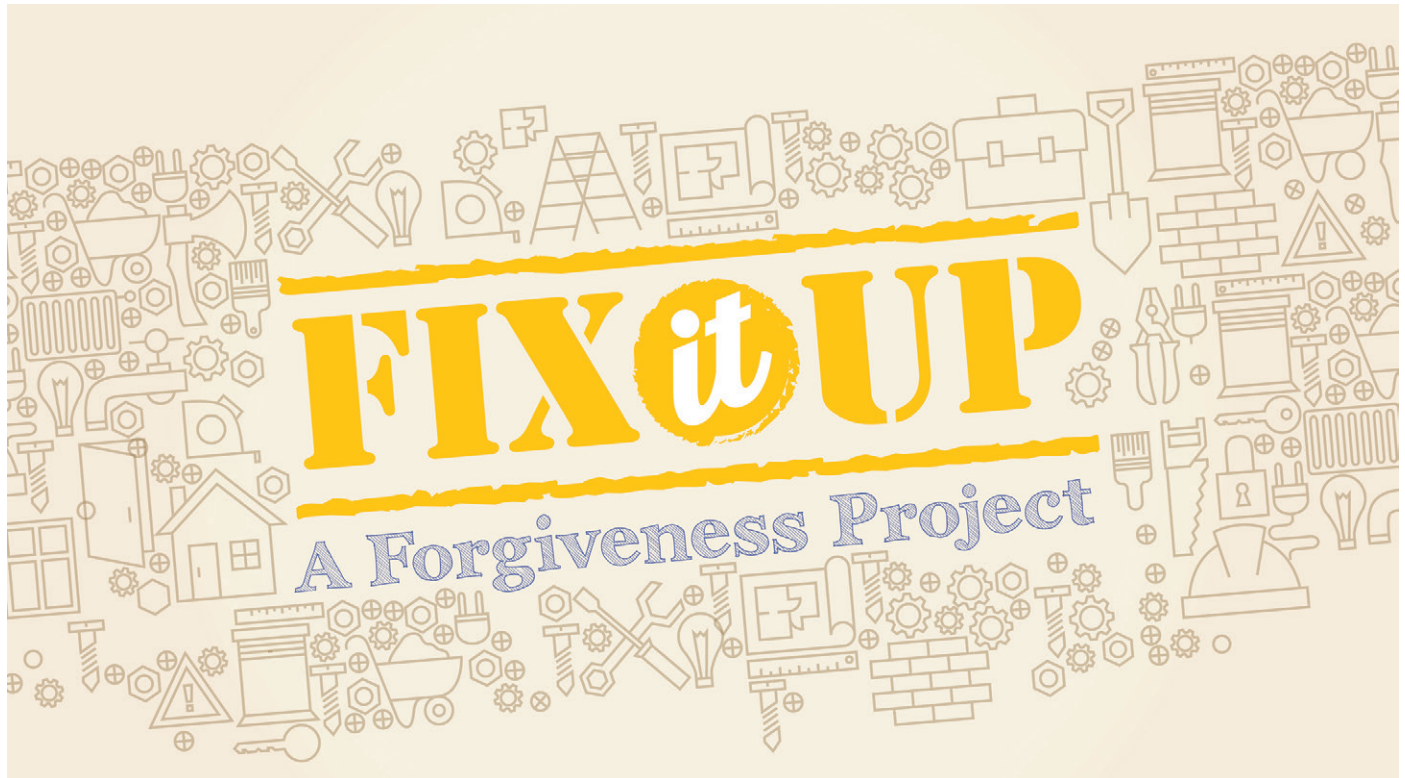
SOCIAL
15 MINUTES

STORY

WORSHIP

GROUPS
25 MINUTES

HOME



Chief Executive Officer
Reggie Joiner

Creative Team

Kristen Ivy
Mike Clear
Molly Bell
Elloa Davis
Elizabeth Hansen
Brandon O'Dell
Greg Payne
Phil Pierce
Dan Scott
Jon Williams

Contributing Writers

Holly Crawshaw
Sherita Harkness
Kristy Hecht
Cara Martens
Emily Meredith
Rachael Sibcy

Editors

Molly Bell
Elloa Davis
Dana Wilkerson

Illustrations & Graphic Design

Brian Bascle
Mike Davis
Joe Goode

Technical & Web Support

Hadley Brandt

Orange Specialists

Amy Grisham
Abbey Carr
Amy Fenton
Leslie Galem
Misty Phillips
Stephanie Porter
Courtney Templeton

Statement of Faith

ABOUT GOD

God is the one and only true God, yet He exists in three persons: God the Father, God the Son, and God the Holy Spirit. God is the Creator, so everything belongs to Him and is under His control. God is holy, so He is righteous, majestic, and loving. God is all knowing and purposeful, so He's at work to bring about His will. No person, thing, or idea compares to God.

ABOUT THE SCRIPTURES

God reveals Himself to us through the Bible, and it is 100% accurate, reliable, and authoritative.

ABOUT PEOPLE

People are made in God's image and for His pleasure. But everybody falls short of God's intention, or ideal, for people. In other words, everyone has sinned. As a result, we are all separated from Him, even though He wants an intimate relationship with each of us.

ABOUT SALVATION


That's why Jesus—God's Son—came and lived on this earth, died, and rose again. God offers His free gift of salvation to all who believe in Jesus and accept Him as Savior—the only way to be forgiven and reconciled to God. Anyone who accepts this gift is adopted as a son or daughter into God's family and will live with Him forever in heaven.

User Agreement

Orange gladly grants permission to churches, schools, and other licensees to tailor 252 Basics® materials to fit their unique leadership requirements, locale and format preferences, and physical environment needs. However, if you wish to edit the content substantively, including Bible stories, learning activities, scripts, and any other content in which biblical principles and concepts are presented, you are obligated to do so within the doctrinal guidelines we've expressed in our Statement of Faith. These resources are intended to be downloaded and printed for use by the subscribing entity only and may not be electronically transferred to or duplicated by other non-subscribing entities. Any unauthorized reproduction of this material or incorporation into a new work is a direct violation of US copyright laws. ©2017 The reThink Group. All rights reserved. 252 Basics® and the 252 Basics® logo are trademarks of Orange and the reThink Group.

Scripture marked "NirV" is taken from the NEW INTERNATIONAL READER'S VERSION®. Copyright © 1996, 1998, 2014 Biblica. All rights reserved throughout the world. Used by permission of Biblica.

Scripture marked "NIV" is taken from THE HOLY BIBLE, NEW INTERNATIONAL VERSION®, NIV® Copyright © 1973, 1978, 1984, 2011 by Biblica, Inc.® Used by permission. All rights reserved worldwide.



PRELUDE

SOCIAL
15 MINUTES

STORY

WORSHIP

GROUPS
25 MINUTES

HOME

BIBLE STORY

Dude, Where's Your Brother?
Older Brother
Luke 15:21-32

BOTTOM LINE

When you don't forgive, you miss out.

MEMORY VERSE

"Put up with one another. Forgive one another if you are holding something against someone. Forgive, just as the Lord forgave you."
Colossians 3:13, NIV

LIFE APP

Forgiveness—deciding that someone who has wronged you doesn't have to pay.

BASIC TRUTH

I need to make the wise choice.

15
MINUTES

PRELUDE: Setting the tone for the experience
For Leaders Only
Create the Environment

25
MINUTES

SOCIAL: Providing time for fun interaction
Ideas for Early Arrivers
Odd Man Out (Musical Chairs)

STORY: Communicating God's truth in engaging ways
Opener
Worship
Bible Story
Prayer
Closer


10
MINUTES

WORSHIP: Inviting people to respond to God
"Let It Be Known" from *Movin' Me*
"Good Good Father" from *Kidmin Worship Vol. 4*

25
MINUTES

GROUPS: Creating a safe place to connect
Life-Sized Chutes and Ladders®
Story Strip
Memory Verse Toss
Prayer

HOME: Prompting action beyond the experience
GodTime
Parent Cue



MARCH
W-3
2 0 1 7

GRADES
2-3

PRELUDE

SOCIAL
15 MINUTES

STORY

WORSHIP

GROUPS
25 MINUTES

HOME

BIBLE STORY

Dude, Where's Your Brother?

Older Brother
Luke 15:21-32

BOTTOM LINE

When you don't forgive, you miss out.

MEMORY VERSE

"Put up with one another. Forgive one another if you are holding something against someone. Forgive, just as the Lord forgave you."

Colossians 3:13, NIV

LIFE APP

Forgiveness—deciding that someone who has wronged you doesn't have to pay.

BASIC TRUTH

I need to make the wise choice.

GETTING READY

SOCIAL: PROVIDING TIME FOR FUN INTERACTION

(Choose one or both of these activities.)

Early Arriver

- An offering container

Odd Man Out (Musical Chairs)

- Masking tape; 1 roll for each small group
- Smart phone (*optional*)

GROUPS: CREATING A SAFE PLACE TO CONNECT

(Choose as many of these activities as you like.)

** If you don't have time to do all these activities, be sure to do activity #1.*

* 1. Life-Sized Chutes and Ladders® (*application activity*)


- Construction paper of various colors; 20 pieces for each small group
- A die
- Masking tape (or other tape you can use on your floors)
- Print the "Game Set-Up Diagram" Activity Page; 1 for each small group
- Print the "Game Scenario Cards" Activity Pages on cardstock and cut apart; 1 set for each small group
- Scissors
- Note: You may want to suggest making the board before Groups or ask for help during the Early Arriver.

2. Story Strip (*review the Bible story/ application activity*)

- Print the "Comic Strip" Activity Pages; 1 for each kid
- Pencils
- Crayons or markers

3. Memory Verse Toss (*memory verse activity*)

- Small foam ball or beanbag
- Bibles
- White copy paper
- Pen or pencil



MARCH
W-3
2 0 1 7

GRADES
2-3

PRELUDE

SOCIAL
15 MINUTES

STORY

WORSHIP

GROUPS
25 MINUTES


HOME

Prayer

- No supplies needed

Additional Resources:

- Make copies on cardstock or email this week's GodTime and Parent Cue cards.
- Tell parents about our additional family resources: **Studio252.tv**, **CUE Box**, and the **Parent Cue app**. To find out more about these great resources, go to <http://www.Studio252.tv/leaders>.



MARCH
W-3
2 0 1 7

GRADES
2-3

PRELUDE

SOCIAL
15 MINUTES

STORY

WORSHIP

GROUPS

HOME

SOCIAL: PROVIDING TIME FOR FUN INTERACTION

Welcome kids and spend time engaging in conversation and catching up. Get ready to experience today's story.

Before kids arrive, pray for each regular attendee by name. Pray for those who might visit your group for the first time. Ask God to help kids understand that He loves them so much that He doesn't want them to miss out on anything. That forgiveness may be difficult at times, but God longs for us to participate in everything He has planned for us.

1. EARLY ARRIVER IDEA

WHAT YOU NEED: Offering container

WHAT YOU DO:

- Encourage the kids to place their offerings in the offering container.
- Ask:
 - Do you have an older brother or sister?
 - Are you an older brother or sister?
 - What do you love about your older brother or sister?
 - What do you love about being an older brother or sister?
 - *Note: For any kids in your group who are "only" children, ask them to share what they love most about being an only child.*

2. ODD MAN OUT! (MUSICAL CHAIRS)

WHAT YOU NEED: Masking tape, smart phone (optional)

WHAT YOU DO:

- Instruct the kids to sit in a circle on the floor.
- Quickly place a small piece of tape on the floor behind each kid to "mark" their spot, minus one kid.
- Ask the kids to stand and walk around the circle as you play music on your smart phone (or sing or hum a silly song like "Row, Row, Row Your Boat").

Note: If you choose to use your smart phone to play music, choose something instrumental, without lyrics.

- When the music stops, kids must scramble to sit on a piece of tape. Whoever does not find a spot must sit out.


Note: To avoid kids fighting over spots, make it a rule that if anyone pushes anyone else off of a spot, the one who did the pushing is the one who's out.

- Remove another piece of tape and continue play. Repeat until you only have one kid left.
- Play another round or two, if time allows.

WHAT YOU SAY:

"If you were too slow in this game, you missed getting a spot and you were out of the game! **[Transition]** In our Bible story today, we'll hear about someone who missed out too. But his missing out was a much bigger deal. Let's go find out what happened."

Lead your group to the Large Group area.



MARCH
W-3
2 0 1 7

GRADES
2-3

PRELUDE

SOCIAL

STORY

WORSHIP

GROUPS
25 MINUTES

HOME

GROUPS: CREATING A SAFE PLACE TO CONNECT

Create a safe place to connect and learn how the Bible story applies to real life experiences, through interactive activities and discussion questions.

* 1. LIFE-SIZED CHUTES AND LADDERS® (application activity)

WHAT YOU NEED: Construction paper, a die, masking tape, "Game Diagram" Activity Page, "Game Scenario Cards" Activity Page, scissors

WHAT YOU DO:


- Board setup:
 - o Create a life-sized game board on the floor of your small group area with the construction paper and masking tape. This will be similar to the game Chutes and Ladders®.
 - o Use the "Game Diagram" Activity Page as a visual reference to help you create the board.
 - o Tape down the sides of the construction paper if possible to make the board more durable. You might also ask the kids to take off their shoes to minimize the wear and tear on the board.
 - o Make sure you mark the start and finish spots. (Use the tape to draw in the directional arrows you see on the diagram so the kids know where to go.)
 - o Cut apart the scenario cards and lay them in a pile face down near the game board.
- How to play:
 - o Line up the kids at the start of the board. The first kid will roll the die and move that number of spaces. They will then read a scenario card and follow it accordingly (moving forward or backward depending on what the card says).
 - o If, after reading the scenario and moving that number of spots, a kid lands on a ladder, she may climb up the ladder. If she lands on a chute, she must slide down.
 - o If you have a large group of kids (more than six), pair kids up to move through the board together.
 - o Play continues as time and interest allow.

Adaptation: If space is an issue, ask groups to sit closer together. Use the space created to make one or two game boards (according to how much space you have) and help SGLs work together to rotate through the boards.

WHAT YOU SAY:

"Man, it was NO fun to read a scenario card that meant you had to move backward OR to land on a chute! You missed out on moving ahead and winning the game. Forgiveness is kind of like that. When someone makes us mad or hurts us, we want to stay mad and hold onto that anger. But the truth is, when we choose NOT to forgive, we're the ones that miss out, just like the older brother in our Bible story today. Because **[Bottom Line]** when you don't forgive, you miss out."

[Make it Personal] (Tell the kids about a time when you needed to forgive but didn't right away. What did you miss out on? What did you learn from that experience? Remember to always keep your examples age-appropriate.)



PRELUDE

SOCIAL

STORY

WORSHIP

GROUPS
25 MINUTES

HOME

2. STORY STRIP (APPLICATION ACTIVITY)

WHAT YOU NEED: Bibles, "Bible Story Comics" Activity Pages, pencils, markers or crayons

WHAT YOU DO:

- Either let kids group themselves into four even groups or assign them into four groups.
- Give each group a "Comic Strip" Activity Page. Let a volunteer from each group read the title at the bottom of his/her group's page.
- Review what happened in today's Bible story in each of the four scenes:
Note: For any kids who weren't here last week, you may need to quickly remind them that the younger son left home with his inheritance and squandered the money at the beginning of this story.
 - o Son returns, father tells everyone to set up a party for his lost son
 - o Older brother comes in from the field, hears the commotion, and servant explains that it's a party for his younger brother who has returned.
 - o Older brother confronts the dad, who reminds him that his lost brother has been found and that the occasion calls for a celebration.
 - o Older brother misses out on the party.
- Instruct kids to work together to draw pictures inside each box to depict the particular scenes from the story, using the titles in each box as a guide.
- You might encourage the kids to have one group member draw in their scenes with pencil first and then another can color them. The third person can help as needed and prepare a couple sentences to describe their scene to the rest of the group.
- Encourage kids to discuss what parts of the scene they'll draw before they start drawing. Ask them to make sure they're working together and not letting one person take over completely.
- As kids draw and color, you can go to the different groups and ask questions like:
 - o How do you think you would have reacted if you were the older brother?
 - o Do you think their father was right to welcome home the younger son and throw him a party? Why or why not?

WHAT YOU SAY:


"Isn't it SO amazing that the father forgave his son and immediately called for a party? But what wasn't so awesome was the older brother's reaction. Instead of welcoming his brother home, he was angry and bitter. He chose to hold onto that anger instead of choosing to let it go and forgive. **[Bottom Line] When you don't forgive, you miss out.** When someone hurts you, you have a choice. You can stay mad and sulk like the older brother or you can choose to forgive. When someone says they're sorry for what they've done, like the younger brother was sorry, forgiveness is always the best choice. Remember **[Bottom Line] when you don't forgive, you miss out.**"

3. MEMORY VERSE TOSS (memory verse activity)

WHAT YOU NEED: Bibles, small foam ball or beanbag, paper, pen or pencil

WHAT YOU DO:

- Gather the kids to sit in a circle.
- Review Colossians 3:13 together. Repeat the verse several times.



PRELUDE

SOCIAL

STORY

WORSHIP

GROUPS
25 MINUTES

HOME

- Write the words of the verse on a piece of paper in large block letters and place the page in the center of your small group area.
- Encourage the kids to toss the ball/beanbag from person to person in any way they want to, as each kid says the words of the verse (one word at a time). Time the kids to see how long it takes them to complete the verse, including the reference.
- See if the kids can come up with a way to beat their time on the next round. (Hint: It's faster if they toss the ball around the circle, neighbor to neighbor, instead of tossing it across the circle.)

WHAT YOU SAY:

"When it comes to forgiveness, we have a pretty good example to follow. We can forgive because God has forgiven us. If we are 'holding something against someone' like the older brother was in our Bible story today, then we have to remember that we've been forgiven first. **[Bottom Line] When you don't forgive, you miss out.**

PRAY AND DISMISS

WHAT YOU NEED: No supplies needed

WHAT YOU DO:


- Pair kids up.
- Encourage the kids to discuss the following question with their partner: Is there someone you need to forgive?
- Give the kids some time to pray for each other. Close in prayer for the whole group.

WHAT YOU SAY:

"This week, I want to challenge you to pay attention to your heart. If you are angry or bitter like the older brother, maybe there is someone you need to forgive. Maybe you're holding onto that anger instead of choosing to let it go. When that happens, remember the older brother and how **[Bottom Line] when you don't forgive, you miss out.**

"God, thanks for sending Jesus to show us exactly who you are. Thank You for the stories He told like this one to teach us such an important lesson. We don't want to be like the older brother who refused to forgive and missed out. Help us to forgive when others ask us to so that we don't miss out on everything You have for us. In Jesus' name we pray, amen."

As adults arrive to pick up, encourage your kids to show their "Comic Strip" pages to their parents and retell the story.



MARCH
W-3
2 0 1 7

GRADES
2-3

PRELUDE

SOCIAL

STORY

WORSHIP

GROUPS
25 MINUTES

HOME