

APRIL  
**W-2**  
2 0 1 7

GRADES

**K-1**

PRELUDE

**SOCIAL**  
15 MINUTES

STORY

WORSHIP

**GROUPS**  
25 MINUTES

HOME



**Chief Executive Officer**  
Reggie Joiner

**Creative Team**

Kristen Ivy  
Mike Clear  
Molly Bell  
Elloa Davis  
Elizabeth Hansen  
Jessica McKee  
Brandon O'Dell  
Greg Payne  
Phil Pierce  
Dan Scott  
Jon Williams

**Contributing Writers**

Jodi Blackwell  
Becky Jarrett  
Cara Martens  
Kelly Nishi  
Julie Tiemann  
Mike Tiemann  
John Tillman  
Adam Walsh

**Editors**

Molly Bell  
Elloa Davis  
Dana Wilkerson

**Illustrations & Graphic Design**

Brian Bascle  
Mike Davis  
Joe Goode

**Technical & Web Support**

Hadley Brandt

**Orange Specialists**

Amy Grisham  
Abbey Carr  
Amy Fenton  
Leslie Galema  
Misty Phillips  
Stephanie Porter  
Courtney Templeton

**Statement of Faith**

**ABOUT GOD**

God is the one and only true God, yet He exists in three persons: God the Father, God the Son, and God the Holy Spirit. God is the Creator, so everything belongs to Him and is under His control. God is holy, so He is righteous, majestic, and loving. God is all knowing and purposeful, so He's at work to bring about His will. No person, thing, or idea compares to God.

**ABOUT THE SCRIPTURES**

God reveals Himself to us through the Bible, and it is 100% accurate, reliable, and authoritative.

**ABOUT PEOPLE**

People are made in God's image and for His pleasure. But everybody falls short of God's intention, or ideal, for people. In other words, everyone has sinned. As a result, we are all separated from Him, even though He wants an intimate relationship with each of us.

**ABOUT SALVATION**


That's why Jesus—God's Son—came and lived on this earth, died, and rose again. God offers His free gift of salvation to all who believe in Jesus and accept Him as Savior—the only way to be forgiven and reconciled to God. Anyone who accepts this gift is adopted as a son or daughter into God's family and will live with Him forever in heaven.

**User Agreement**

Orange gladly grants permission to churches, schools, and other licensees to tailor 252 Basics® materials to fit their unique leadership requirements, locale and format preferences, and physical environment needs. However, if you wish to edit the content substantively, including Bible stories, learning activities, scripts, and any other content in which biblical principles and concepts are presented, you are obligated to do so within the doctrinal guidelines we've expressed in our Statement of Faith. These resources are intended to be downloaded and printed for use by the subscribing entity only and may not be electronically transferred to or duplicated by other non-subscribing entities. Any unauthorized reproduction of this material or incorporation into a new work is a direct violation of US copyright laws. ©2017 The reThink Group. All rights reserved. 252 Basics® and the 252 Basics® logo are trademarks of Orange and the reThink Group.

Scripture marked "NirV" is taken from the NEW INTERNATIONAL READER'S VERSION®. Copyright © 1996, 1998, 2014 Biblica. All rights reserved throughout the world. Used by permission of Biblica.

Scripture marked "NIV" is taken from THE HOLY BIBLE, NEW INTERNATIONAL VERSION®, NIV® Copyright © 1973, 1978, 1984, 2011 by Biblica, Inc.® Used by permission. All rights reserved worldwide.



APRIL  
**W-2**  
2 0 1 7

GRADES  
**K-1**

PRELUDE    **SOCIAL** 15 MINUTES    STORY    WORSHIP    **GROUPS** 25 MINUTES    HOME

## BIBLE STORY

**Follow the Game Plan**  
Jesus Praying in the Garden  
**Matthew 26:36-56**  
Luke 22:39-46

## BOTTOM LINE

**I can put others first by letting  
go of what I want.**

## MEMORY VERSE

"Don't do anything only to get  
ahead. Don't do it because you are  
proud. Instead, be humble. Value  
others more than yourselves."  
**Philippians 2:3, NIV**

## LIFE APP

**Humility—putting others first  
by giving up what you think you  
deserve.**

## BASIC TRUTH

**I should treat others the way I  
want to be treated.**

**PRELUDE:** Setting the tone for the experience  
For Leaders Only  
Create the Environment

**15**  
MINUTES

**SOCIAL:** Providing time for fun interaction  
Ideas for Early Arrivers  
Sleepy Time

**25**  
MINUTES

**STORY:** Communicating God's truth in engaging ways  
Opener  
Worship  
Bible Story  
Prayer  
Closer


**10**  
MINUTES

**WORSHIP:** Inviting people to respond to God  
"Look at Me" from *Walk This Way*  
"This Is Amazing Grace" from *Movin' Me*

**25**  
MINUTES

**GROUPS:** Creating a safe place to connect  
What's That?  
Toss Up  
Musical Bibles  
Prayer

**HOME:** Prompting action beyond the experience  
GodTime  
Parent Cue



PRELUDE

**SOCIAL**  
15 MINUTES

STORY

WORSHIP

**GROUPS**  
25 MINUTES

HOME

## BIBLE STORY

### Follow the Game Plan

Jesus Praying in the Garden

**Matthew 26:36-56**

Luke 22:39-46

## BOTTOM LINE

**I can put others first by letting  
go of what I want.**

## MEMORY VERSE

"Don't do anything only to get ahead. Don't do it because you are proud. Instead, be humble. Value others more than yourselves."

**Philippians 2:3, NIV**

## LIFE APP

**Humility—putting others first  
by giving up what you think you  
deserve.**

## BASIC TRUTH

**I should treat others the way I  
want to be treated.**

## GETTING READY

### SOCIAL: PROVIDING TIME FOR FUN INTERACTION

*(Choose one or both of these activities.)*

#### Early Arriver

- An offering container

#### Sleepy Time

- White paper
- Markers
- Staplers
- Cotton balls

### GROUPS: CREATING A SAFE PLACE TO CONNECT

*(Choose as many of these activities as you like.)*

*\* If you don't have time to do all these activities, be sure to do activity #1.*

#### \*1. What's That? (application activity / review the Bible story)

- Print the "What's That" Activity Page and cut apart; 1 set for each small group
- Paper
- Markers

#### 2. Toss Up (application activity)


- Laundry basket or box
- Plastic playpen-type balls
- Bin of rubber duckies from last week
- Masking tape
- Small prizes or individually wrapped candy; 3 for each kid
- Water (optional)

#### 3. Musical Bibles (memory verse activity)

- Bibles
- Music and music player

#### Prayer

- Pillows kids made in "Sleepy Time"



APRIL  
**W-2**  
2 0 1 7

GRADES  
**K-1**

PRELUDE

**SOCIAL**  
15 MINUTES

STORY


WORSHIP

**GROUPS**  
25 MINUTES

HOME

**Additional Resources:**

- Make copies on cardstock or email this week's GodTime and Parent Cue cards.
- Tell parents about our additional family resources: **Studio252.tv**, **CUE Box**, and the **Parent Cue app**. To find out more about these great resources, go to <http://www.Studio252.tv/leaders>.



APRIL  
**W-2**  
2 0 1 7

GRADES  
**K-1**

PRELUDE

**SOCIAL**  
15 MINUTES

STORY

WORSHIP

GROUPS

HOME

## SOCIAL: PROVIDING TIME FOR FUN INTERACTION

Welcome kids and spend time engaging in conversation and catching up. Get ready to experience today's story.

*Before kids arrive, pray for each regular attendee by name. Pray for those who might visit your group for the first time. Pray that God would give your few a spirit of openness, making them willing to give up something they want in order to put someone else first. Ask God to help kids realize when others are doing this for them, as well. Pray that they would recognize the efforts of others to put them first.*

### 1. EARLY ARRIVER IDEA

**WHAT YOU NEED:** Offering container

**WHAT YOU DO:**

- Collect kids' offerings as they arrive.
- Ask:
  - o What time do you go to bed?
  - o What time do you wake up?
  - o When are you usually the sleepest during the day?
  - o Have you ever fallen asleep somewhere strange?
  - o Do you ever sleep in the car?

### 2. SLEEPY TIME

**WHAT YOU NEED:** White paper, markers, staplers, cotton balls

**WHAT YOU DO:**


- Hand out the supplies and let kids decorate their paper however they want to.
- Then let them fold their papers in half and staple two of the open sides. (Provide help with the stapling part. There should be enough staples to basically "close up" the sides that you staple.)
- Put cotton balls where kids can reach them and instruct them to fill the paper with cotton balls.
- Staple the third side closed using enough staples to keep the stuffing inside.

**WHAT YOU SAY:**

"Those pillows are making me sleepy just looking at them. I bet your pillows at home are not as colorful as the ones you just made! **[Transition]** Today in Large Group, we are going to hear about some people who just couldn't stay awake, even though they had a very important job to do."

Lead your group to the Large Group area.





APRIL  
**W-2**  
2 0 1 7

GRADES  
**K-1**

PRELUDE

SOCIAL

STORY

WORSHIP

**GROUPS**  
25 MINUTES

HOME

## GROUPS: CREATING A SAFE PLACE TO CONNECT

Create a safe place to connect and learn how the Bible story applies to real life experiences, through interactive activities and discussion questions.

### \* 1. WHAT'S THAT? *(application activity / review the Bible story)*

**WHAT YOU NEED:** "What's That?" strips Activity Page, paper, markers

#### WHAT YOU DO:

- Hand out a paper and markers to each kid.
- Give one Activity Page strip to each kid.
- Explain that they will be drawing a picture of something that happened in the Bible story.
- Go around to each kid and whisper/read their sentence to them if they need help reading it.
- Quietly make sure each kid understands what he needs to draw.
- Give kids some time draw a picture of their assigned part of the story.
- When everyone is finished drawing, let each kid show his picture to the group.
- Ask the other kids to raise their hands and try to guess what's happening in the scene.

#### WHAT YOU SAY:


"A lot of things happened in the story we heard today. Jesus knew He was going to suffer and get hurt and be made fun of and get yelled at. All the angels in heaven would have come to save Jesus from dying, but He chose not to call them. Jesus knew that He had to go through with the bad stuff so that we could be saved. In today's story, he showed the disciples that even though they couldn't even stay awake for Him, He was willing to be arrested for them. Jesus gave us the ultimate example that **[Bottom Line] I can put others first by letting go of what I want.** When we do things for other people, we aren't just being nice; we are being like Jesus." **[Make It Personal] (Tell kids about a time someone put your needs ahead of their own.)**

### 2. TOSS UP *(application activity)*

**WHAT YOU NEED:** Laundry basket or box, plastic playpen balls, bin of rubber ducks, masking tape, prizes, water (optional)

#### WHAT YOU DO:

- Make a masking tape line on the floor.
- Place a laundry basket or box about 10-15 feet away.
- Have kids stand behind the line with the plastic balls.
- If you choose, fill the plastic bin with water and float the ducks on the water. (If you don't use water, put the ducks in the bin and make sure their numbers aren't showing.)
- Have kids pick one of the floating ducks.
- Whichever duck they choose, that's the number of tries they will get to toss a ball into the box or basket.
- If kids get the ball into the box, they will get a prize or candy. (One prize for every shot that's made.) If you give them candy, instruct them not to eat it yet.
- At the end of the game, instruct kids give whatever prizes they won to someone else. (Kids will probably panic and



APRIL  
**W-2**  
2 0 1 7

GRADES

**K-1**

PRELUDE

SOCIAL

STORY

WORSHIP

**GROUPS**  
**25 MINUTES**

HOME

"revolt"! If they do this, ask them to remember what today's Bottom Line is: **[Bottom Line] I can put others first by letting go of what I want.** Try to hang on to the moment for a couple minutes, letting kids feel what it feels like to let go of what they want.

- If they can handle it, have a conversation about that feeling before handing out enough prizes/candy to make it "fair" and even. If not, go ahead and make sure everyone has an equal amount of candy or prizes and then have the wrap-up conversation.

#### WHAT YOU SAY:

"When you guys won those prizes, you probably thought you had earned them and they were yours. You probably didn't expect to have to give them away because you wanted to keep the prizes you had won. But Jesus tells us that **[Bottom Line] I can put others first by letting go of what I want.** When we give away the things we want to others, we are putting them first like Jesus put us first when He came to earth."

### 3. MUSICAL BIBLES (memory verse activity)

**WHAT YOU NEED:** Bibles, music

#### WHAT YOU DO:

- Sit together with the group in a circle.
- Review the verse with the kids by saying it together. Use the phrases from last week (below) to help kids break up the verse into segments and make it easier to memorize.
  - "Don't do anything only to get ahead."
  - "Don't do it because you are proud. Instead, be humble."
  - "Value others more than yourselves." Philippians 2:3 (NIV)
- After saying the verse two or three times, instruct kids to pass the Bible around the circle while music plays.
- When the music stops, whoever is holding the Bible says one phrase of the verse.
- You may need to help some kids remember the verse.

#### WHAT YOU SAY:


"It is sometimes really hard to do the things this verse asks us to do. Sometimes we just want what we want and we don't care about anything or anyone else. But that attitude does not help us to be more like Jesus. This week, try to remember that **[Bottom Line] I can put others first by letting go of what I want.** You might find out that putting others first makes you feel even better than getting what you wanted."

### PRAY AND DISMISS

**WHAT YOU NEED:** Pillows from "Sleepy Time"

#### WHAT YOU DO:

- As you pray, let kids hold the pillows they made above their heads.



APRIL  
W-2  
2 0 1 7

GRADES  
K-1

PRELUDE

SOCIAL

STORY

WORSHIP

GROUPS  
25 MINUTES

HOME

#### WHAT YOU SAY:

"Today we heard about how Jesus put others' needs before his own, even when He didn't have to. Let's hold our pillows above our heads to show God that we are awake and ready to talk to Him. (Pause.) Jesus, thank You for going to the cross for us and not taking the easy way out. Help us to remember this week that **[Bottom Line] I can put others first by letting go of what I want.** Show us ways we can put others first this week and give up what we want to serve others like You did. Amen."

As adults arrive to pick up, tell them to ask kids why they made their paper pillows and if they want to replace their pillow at home with the pillow they made at church!